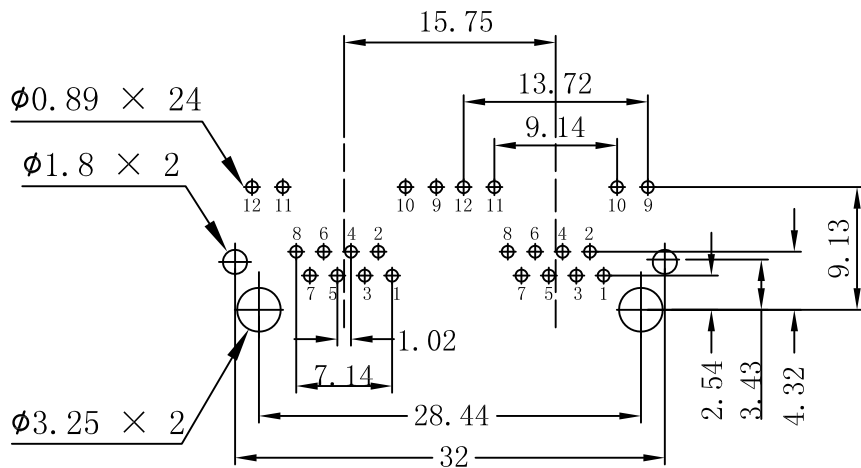
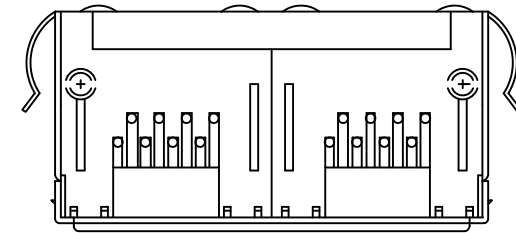
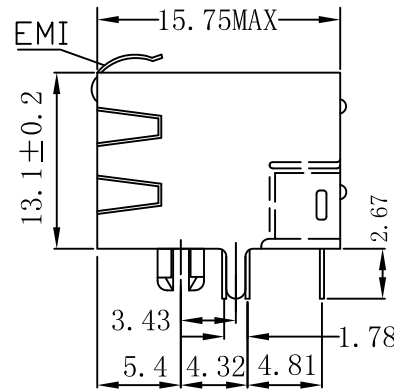
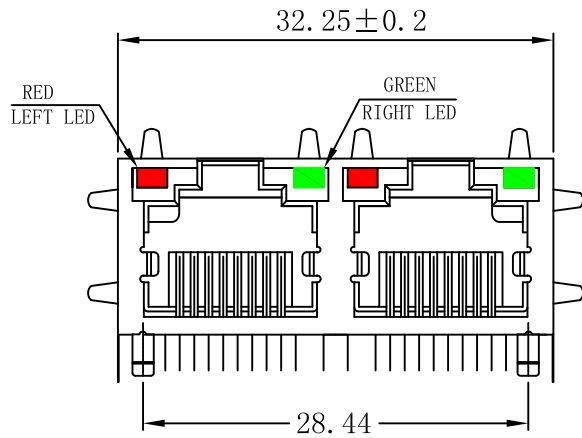
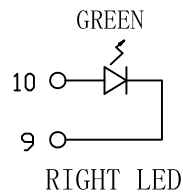
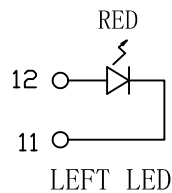


REW.	ECN NO.	DESCRIPTION	DATE	APPD
A	REL		09/10/2009	



PC Board Layout (TOP VIEW)  
Component Side Shown



NOTES:  
MATERIAL:

- |                     |  |
|---------------------|--|
| 1. HOUSING MATERIAL | :GLASS FILLED POLYESTER UL94V-0.                   |
| 2. CONTACT MATERIAL | :PHOSPHOR BRONZE $\phi$ 0.46mm.                    |
| 3. PLATING          | :GOLD PLATING OVER NICKEL.                         |
| 4. SHIELD           | :0.23mm THICKNESS COPPER ALLOY WITH NICKEL PLATED. |
| 5. LED              | :OPTION  |

ELECTRICAL:

- |                                       |                            |
|---------------------------------------|----------------------------|
| 1. VOLTAGE RATING                     | :125VAC RMS.               |
| 2. CURRENT RATING                     | :1.5AMP.                   |
| 3. CONTACT RESISTANCE                 | :30 MILLIOHMS MAX.         |
| 4. INSULATION RESISTANCE              | :500MEGOHMS MIN @ 500V DC. |
| 5. DIELECTRIC WITHSTANDING RESISTANCE | :1000V AC RMS 50Hz. 1MIN.  |

MECHANICAL:

- |                             |                  |
|-----------------------------|------------------|
| 1. DURRABILITY              | :750 CYCLES MIN. |
| 2. PCB RETENTION PRE-SOLDER | :1LB MIN.        |

GOLD PLATING:

- |            |                                |                               |                               |
|------------|--------------------------------|-------------------------------|-------------------------------|
| Gold Flash | 1.5U" <input type="checkbox"/> | 3U" <input type="checkbox"/>  | 6U" <input type="checkbox"/>  |
|            | 15U" <input type="checkbox"/>  | 30U" <input type="checkbox"/> | 50U" <input type="checkbox"/> |

ENVIRONMENTAL:

- |              |                   |
|--------------|-------------------|
| 1. STORAGE   | : -40°C TO +85°C. |
| 2. OPERATION | : -40°C TO +85°C. |

X:X	±0.30	APPD:	LINK-PP INT'L TECHNOLOGY CO., LIMITED	
X:XX	±0.25	CHKD:	TITLE: SIDE ENTRY PCB JACK WITH SHIELD	
X:XXX	±0.05	DR: TOM	PART NO.: LPJE201A80NL	
ANGLES	±1°	UNIT: mm	DWG NO.: LP09100915	
	SCALE: 1/1	SHEET: 1/1	REV: A	