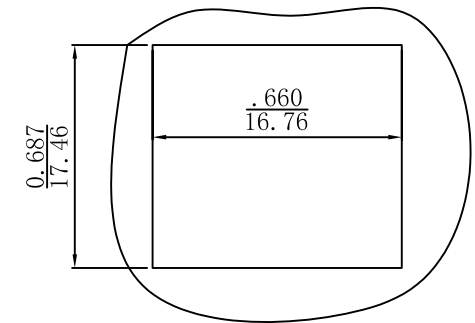
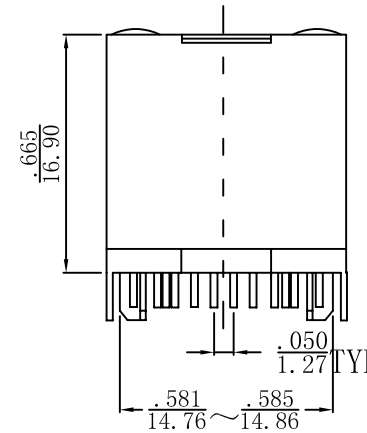
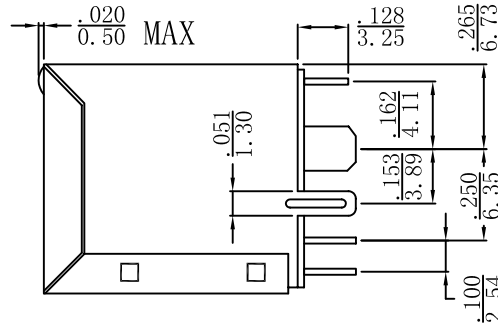
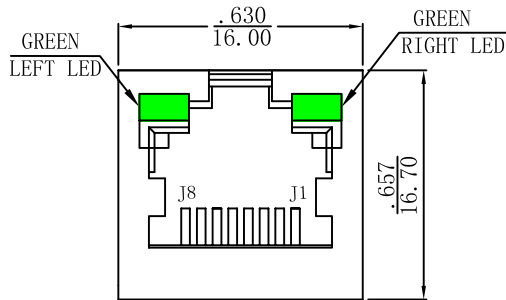
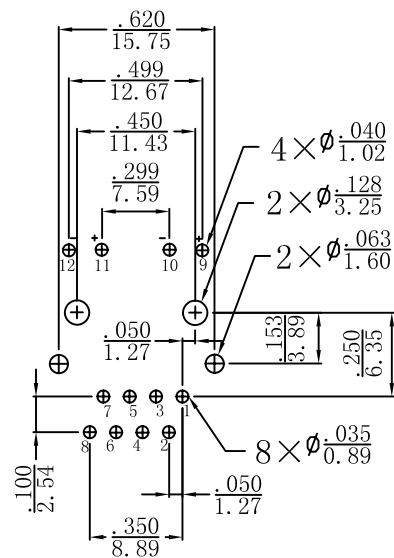


Mechanical :

REV.	ECN NO.	DESCRIPTION	DATE	APPD
A	REL		2010/07/06	



RECOMMENDED PANEL CUTOUT DIMENSION



SUGGESTED PCB LAYOUT (TOP VIEW)

PCB JACK Specification

1. Insulation Resistance: 500MΩ MIN @ 500 VDC
2. Withstanding Voltage: AC1000V 50Hz or 60Hz 1min.
3. Durability: 600 Mating Cycles MIN.
4. Gold Plating: (Gold Flash; 1.5; 3; 6; 15; 30; 50) u" inch
5. (1) Storage: -40°C to +85°C
(2) Operation: -40°C to +85°C
(3) Wave solder temperature: 230°C to 250°C, 5~10 Sec.



X:X	±0.20	APPD:	LINK-PP INT'L TECHNOLOGY CO., LIMITED
X:XX	±0.10	CHKD:	
X:XXX	±0.05	DR: TOM	Title: RJ45 1×1 CONNECTOR
ANGLES	±1°	UNIT: Inches/mm	PART NO.: LPJE681BFNL
	SCALE: 2/1	SHEET: 1/1	REV: A DWG NO.: LP10012212