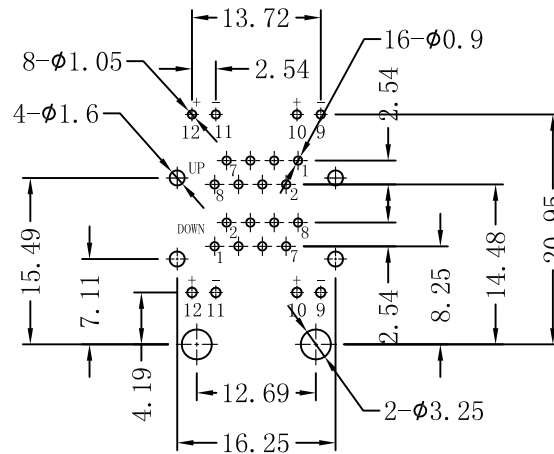
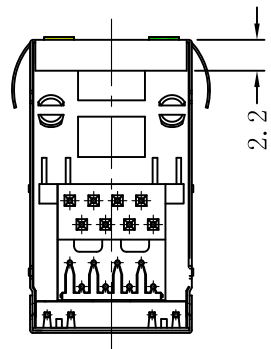
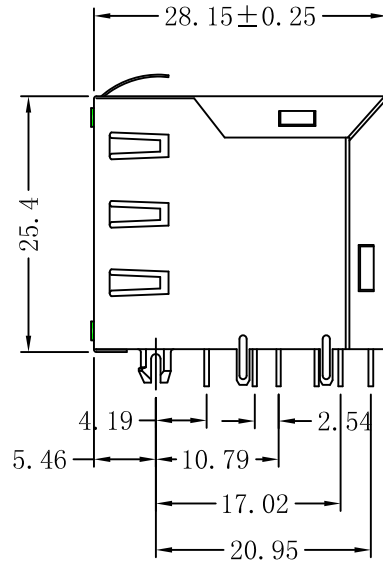
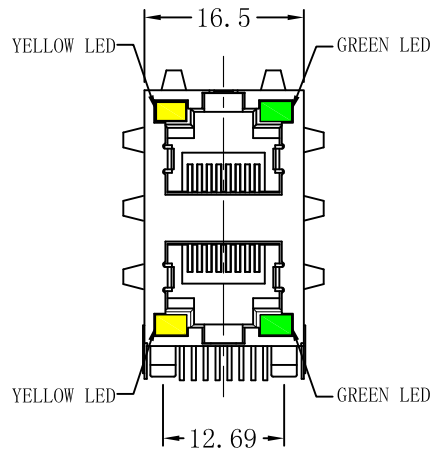
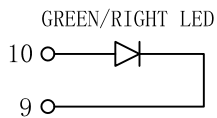
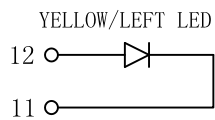


Mechanical:

REV.	ECN NO.	DESCRIPTION	DATE	APPD
A	REL		03/03/2009	



SUGGESTED PCB LAYOUT (TOP VIEW)



NOTES:

MATERIAL:

1. HOUSING MATERIAL : GLASS FILLED POL YESTER UL94V-0.
2. CONTACT MATERIAL : PHISPHOR B RONZE $\phi 0.46$ MM.
3. PLATING : GOLD PLATING OVER NICKEL.
4. SHIEL : 0.20 THICKNESS COPPER ALLOY WITH NICKEL PLATED.

ELECTRICAL:

1. VOLTAGE RATING : 125 VAC RMS.
2. CURRENT RATING : 1.5 AMP.
3. CONTACT RESISTANCE: 30 MILLIOHMS MAX.
4. INSULATION RESISTANCE: 500 MEGOHMS MIN @ 500V DC.
5. DIELECTRIC WITHSTANDING RESISTANCE: 1000V AC RMS 50Hz. 1MIN

MECHANICAL:

1. DURRABILITY : 750 CYCLES MIN.
2. PCB RETENTION PRE-SOLDER : 1 LB MIN.

ENVIRONMENTAL:

1. STORAGE : $-40^{\circ}\text{C} \sim +85^{\circ}\text{C}$
2. OPERATION : $-40^{\circ}\text{C} \sim +85^{\circ}\text{C}$

LPJE106XAGNL

Gold Plating	"X"
1.5u"	1 <input type="checkbox"/>
3u"	2 <input type="checkbox"/>
6u"	3 <input type="checkbox"/>
15u"	4 <input type="checkbox"/>
30u"	5 <input type="checkbox"/>
50u"	6 <input type="checkbox"/>



X:X	± 0.20	APPD:	LINK-PP INT'L TECHNOLOGY CO., LIMITED	
X:XX	± 0.10	CHKD:	TITLE: DOUBLE DECK GANG PCB JACK	
X:XXX	± 0.05	DR: TOM	PART NO.: LPJE106XAGNL	
ANGLES	$\pm 1^{\circ}$	UNIT: mm		
	SCALE: 2/1	SHEET: 1/1	REV: A	DWG NO.: LP09030202