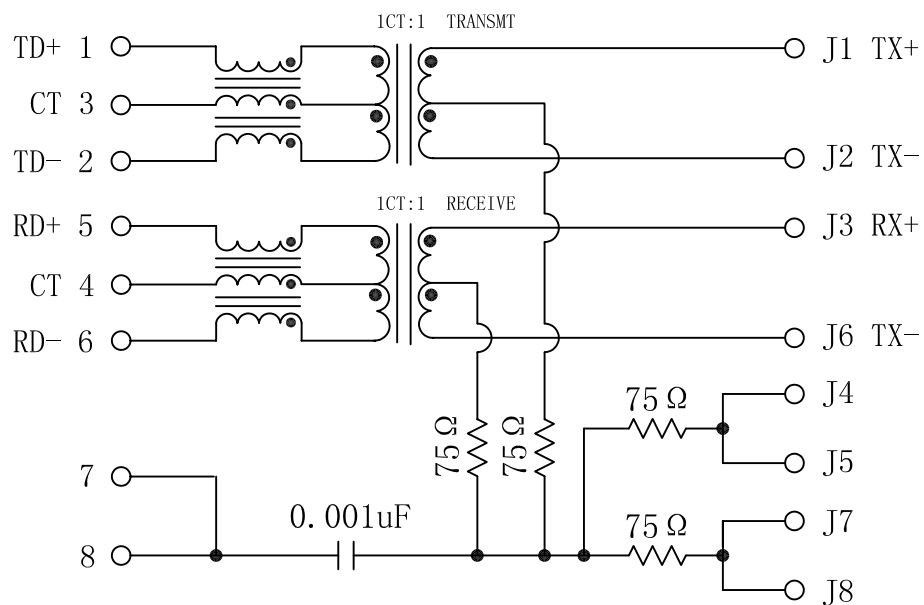


Schematic:

REV.	ECN NO.	DESCRIPTION	DATE	APPD
A	REL		2011/06/28	


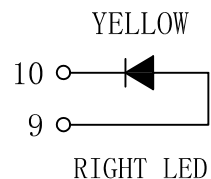
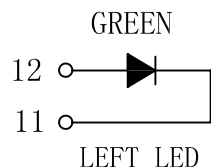
PCB SIDE TO PHY



CABLE

Electrical Specifications @25°C

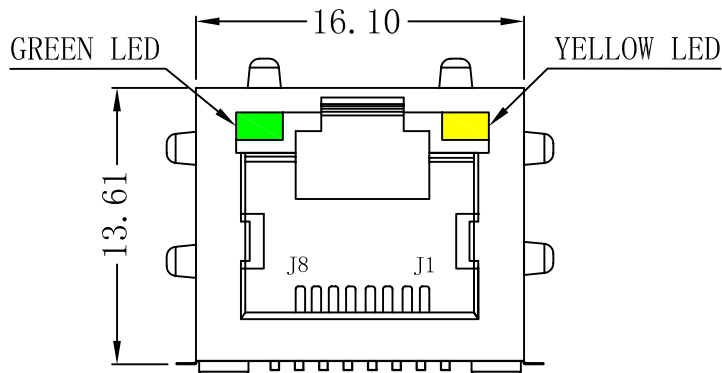
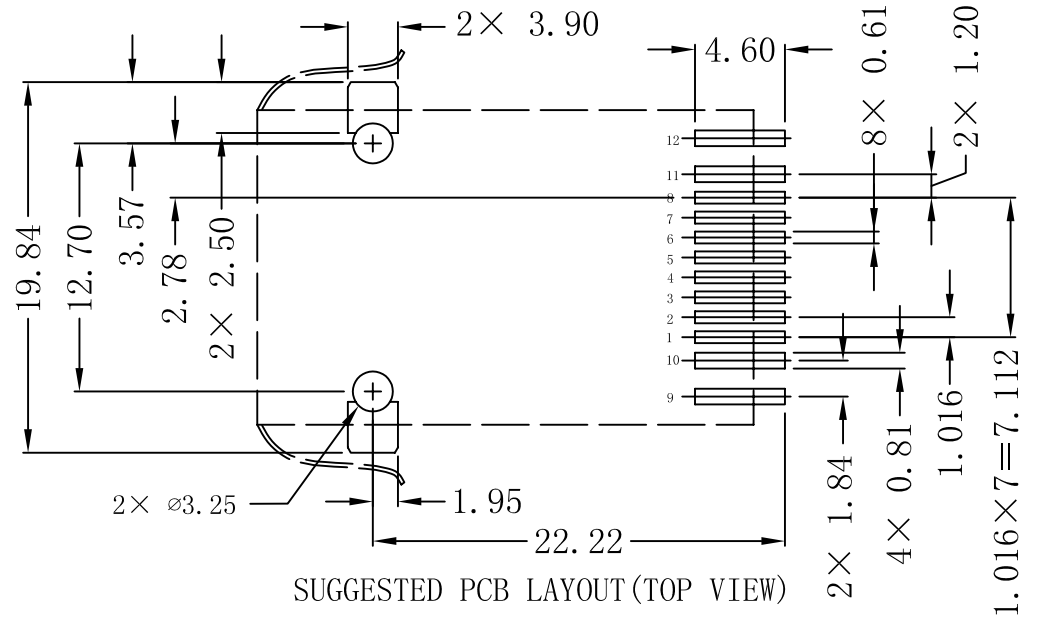
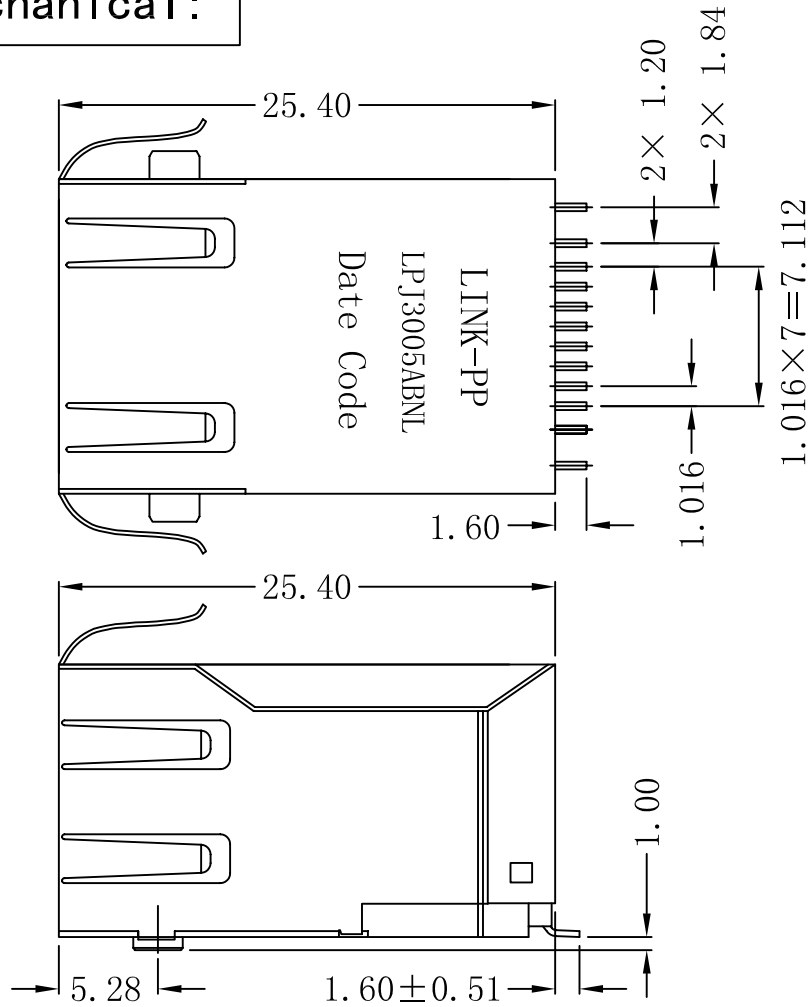
- Turns Ratio ($\pm 2\%$) :
TX=1CT:1CT RX=1CT:1CT
- OCL: 350uH Min
@100KHz, 0.1Vrms, 8mA
- Insertion Loss:
1-65MHz:-1.0dB Max
- Return Loss(dB Min @100 Ω \pm 15 Ω) :
1-10MHz:-20 30MHz:-16
60-80MHz:-12
- Crosstalk(dB Min) :
1-10MHz:-40 30-60MHz:-35
60-100MHz:-30
- Common Mode Rejection(dB Min):
1-50MHz:-30 50-130MHz:-20
- Isolation Voltage: 1500Vrms Min
- Operating Temperature: -40°C ~ +85°C.



X:X	± 0.20	APPD:	LINK-PP INT'L TECHNOLOGY CO., LIMITED	
X:XX	± 0.10	CHKD:	<i>Title:</i> Surface Mount 1x1 Tab-Up Jack With 10/100 Magnetic SMT	
X:XXX	± 0.05	DR: TOM		
ANGLES	$\pm 1^\circ$	UNIT: mm	PART NO. :	LPJ3005ABNL
	SCALE: 2/1	SHEET: 1/2	REV: A	DWG NO. : LP11062801

Mechanical:

REV.	ECN NO.	DESCRIPTION	DATE	APPD
A	REL		2011/06/28	



NOTES:

1. Designed to support application, such as SOHO (ADSL modems), LAN-on-Motherboard (LOM), hub and Switches.
2. Meets IEEE 802.3 specification
3. Connector Materials:
Housing: Thermoplastic UL94V-0
Contact/Shield: Copper alloy
Shield plating: Nickel
Contact plating: Gold 6 micro-inches min. In contact area.
4. Wave solder tip temperature: 265°C Max
Wave solder tip temperature time: 5 Sec Max

X:X	±0.20	APPD:	LINK-PP INT'L TECHNOLOGY CO., LIMITED	
X:XX	±0.10	CHKD:	Title: Surface Mount 1x1 Tab-Up Jack With 10/100 Magnetic SMT	
X:XXX	±0.05	DR: TOM		
ANGLES	±1°	UNIT: mm	PART NO.:	LPJ3005ABNL
	SCALE: 2/1	SHEET: 2/2	REV: A	DWG NO.: LP11062801