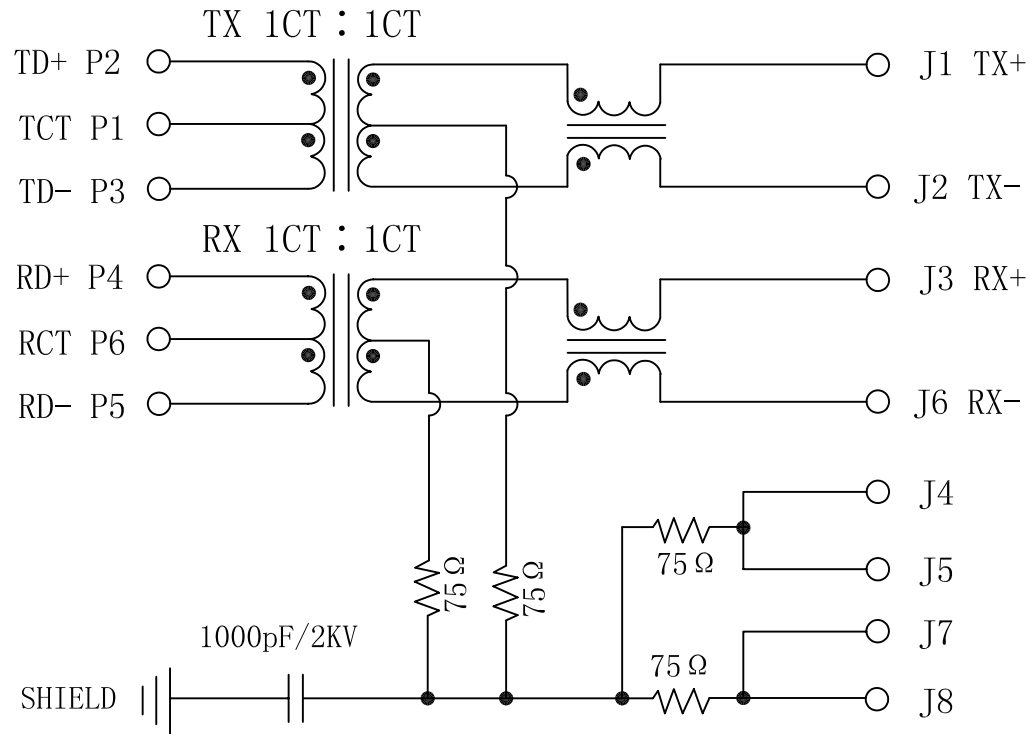


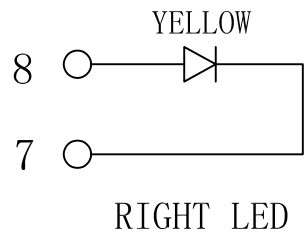
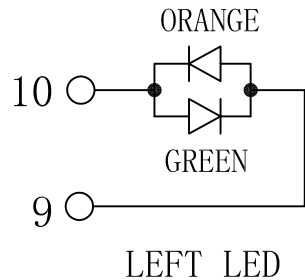
Schematic:

REV.	ECN NO.	DESCRIPTION	DATE	APPD
A	REL		07/01/2009	



Electrical Specifications @25°C

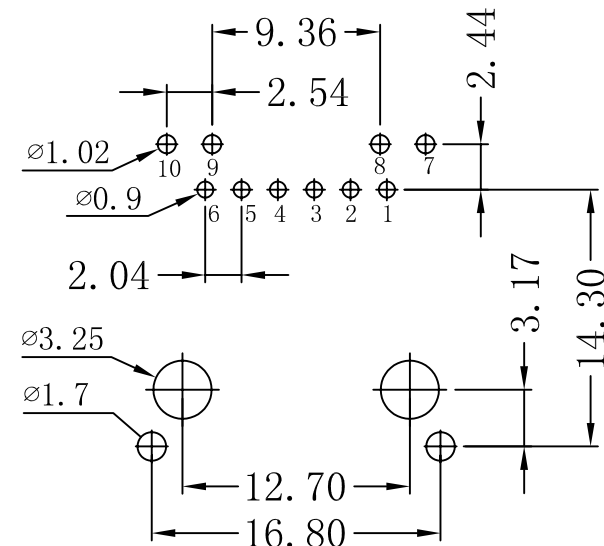
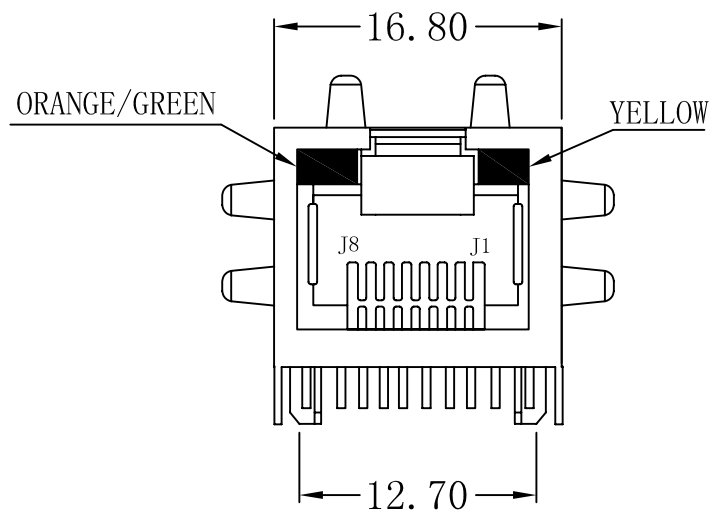
- Turns Ratio ($\pm 2\%$):
TX=1CT:1CT RX=1CT:1CT
- Inductance (100KHz/0.1V@8mA):
350uH MIN
- Insertion Loss:
0.1-100MHz:-1.0dB MAX
- Return Loss (dB MIN):
1-30MHz:-20
30-60MHz:-15
60-80MHz:-10
- Crosstalk (dB MIN):
1-30MHz:-20
30-60MHz:-15
60-100MHz:-30
- Common To Common Mode Rejection:
1-100MHz:-30dB MIN
- Hi-Pot: 1500VAC FOR 60 SECONDS MIN
- Operating Temperature Range: 0°C ~ 70°C.



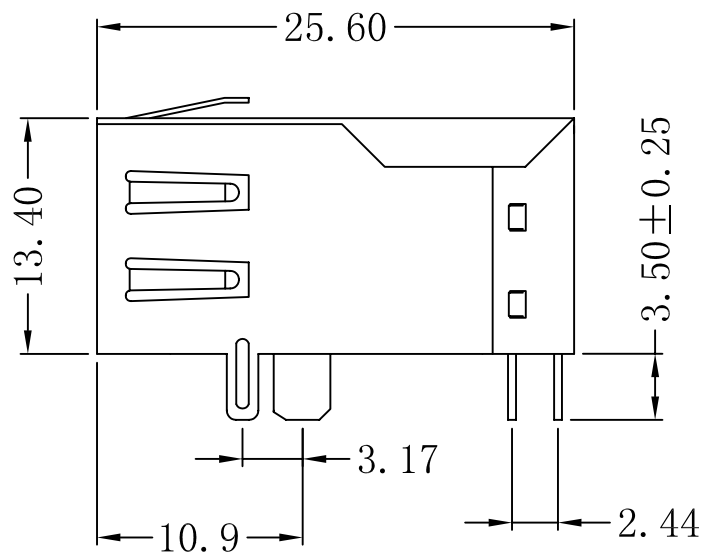
X:X	± 0.20	APPD:	LINK-PP INT'L TECHNOLOGY CO., LIMITED	
X:XX	± 0.10	CHKD:	TITLE: RJ45 Connector with 10/100 Base-TX Integrated Magnetic	
X:XXX	± 0.05	DR: TOM	PART NO.: LPJ2011KONL	
ANGLES	$\pm 1^\circ$	UNIT: mm		
	SCALE: 2/1	SHEET: 1/2	REV: A	DWG NO.: TRC09010703

Mechanical:

REV.	ECN NO.	DESCRIPTION	DATE	APPD
A	REL		07/01/2009	



SUGGESTED PCB LAYOUT (TOP VIEW)



NOTES:

1. Designed to support application, such as SOHO (ADSL modems), LAN-on-Motherboard (LOM), hub and Switches.
2. Meets IEEE 802.3 specification
3. Connector Materials:
 Housing: Thermoplastic UL94V-0
 Contact/Shield: Copper alloy
 Shield plating: Nickel
 Contact plating: Gold 6 micro-inches min. In contact area.
4. Wave solder tip temperature: 265°C Max
 Wave solder tip temperature time: 5 Sec Max



X:X	±0.20	APPD:	LINK-PP INT'L TECHNOLOGY CO., LIMITED
X:XX	±0.10	CHKD:	
X:XXX	±0.05	DR: TOM	
ANGLES	±1°	UNIT: mm	TITLE: RJ45 Connector with 10/100 Base-TX Integrated Magnetic
			PART NO.: LPJ2011KONL
	SCALE: 2/1	SHEET: 2/2	REV: A
			DWG NO.: TRC09010703