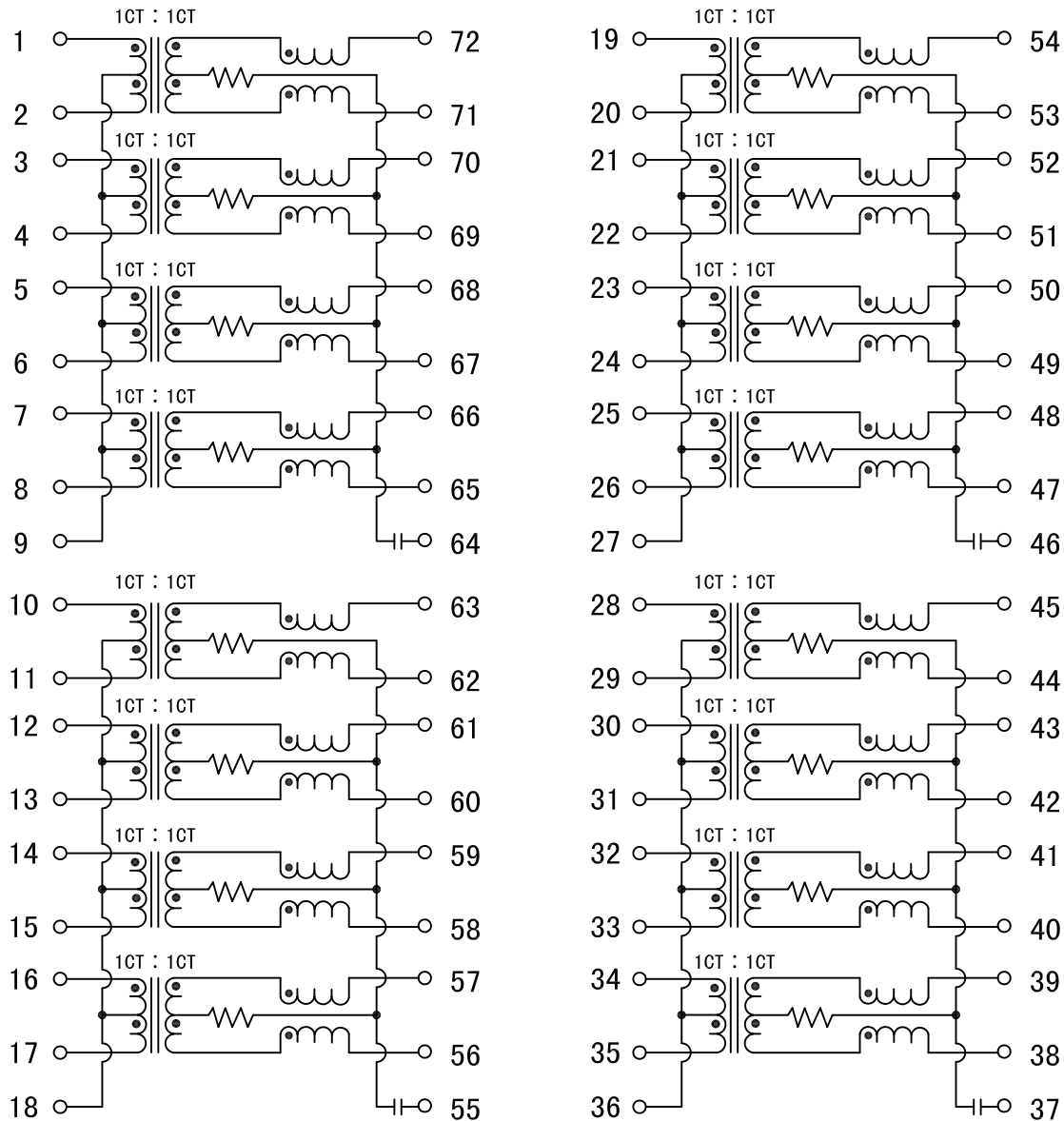


# Schematic:

REV.	ECN NO.	DESCRIPTION	DATE	APPD
A	REL		2010/08/20	



## Electrical Specifications @25°C

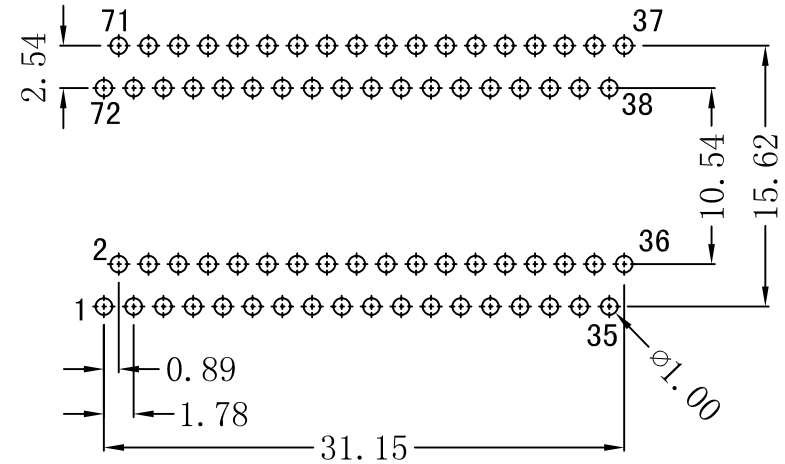
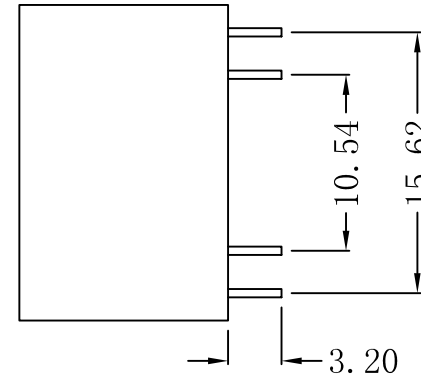
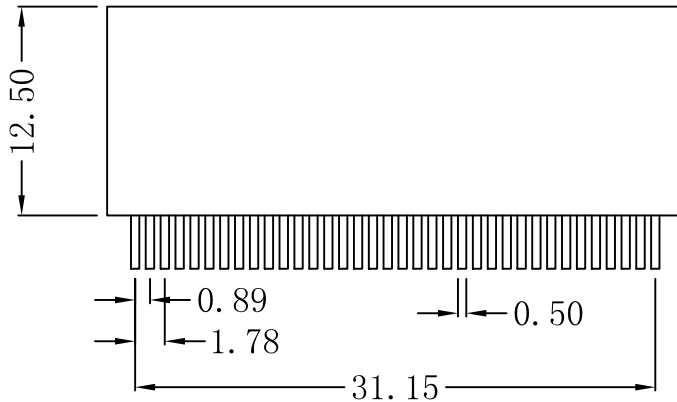
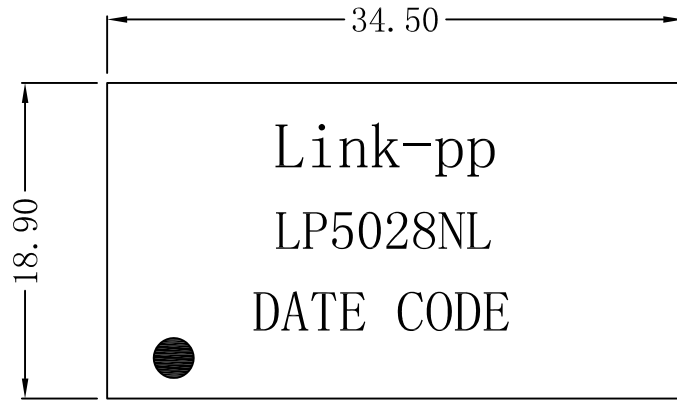
1. Pri Inductanc:  
350uH Min @100KHz, 0.1V, 8mA.
2. Leakage Inductance:  
0.5uH Max @1MHz, 0.1V.
3. DCR: 0.9 Ω Max.
4. Turns Ratio:  
1CT:1CT ±5%
5. Insertion Loss:  
0.1-100MHz:-1.0dB Max
6. Return Loss(dB Min) :  
1-30MHz:-18      40-50MHz:-14.2  
60-80MHz:-12
7. Crosstalk(dB Min):  
30MHz:-40      60MHz:-35  
100MHz:-30
8. Hipot: 1500Vrms/0.5mA
9. Operating Temperature:0~+70°C.



X:X	±0.20	APPD:	LINK-PP INT'L TECHNOLOGY CO., LIMITED	
X:XX	±0.10	CHKD:		
X:XXX	±0.05	DR: TOM	Title: 1000Base-TX 1×4 Port Transformer Modules	
ANGLES	±1°	UNIT: mm	PART NO. : LP5028NL	
	SCALE: 2/1	SHEET: 1/2	REV: A	DWG NO. : LP10082002

# Mechanical:

REV.	ECN NO.	DESCRIPTION	DATE	APPD
A	REL		2010/08/20	



SUGGESTED PAD LAYOUT

## NOTES:

1. Designed to support application, such as SOHO (ADSL modems), LAN-on-Motherboard (LOM), hub and Switches.
2. With various Turns Ratios.
3. Meets all IEEE Standards including 350uH OCL with 8mA bias current.
4. RoHS "NL" peak solder rating 245°C.

X:X	±0.20	APPD:	LINK-PP INT'L TECHNOLOGY CO., LIMITED
X:XX	±0.10	CHKD:	
X:XXX	±0.05	DR: TOM	
ANGLES	±1°	UNIT: mm	Part No.: LP5028NL
	SCALE: 2/1	SHEET: 2/2	REV: A DWG NO.: LP10082002