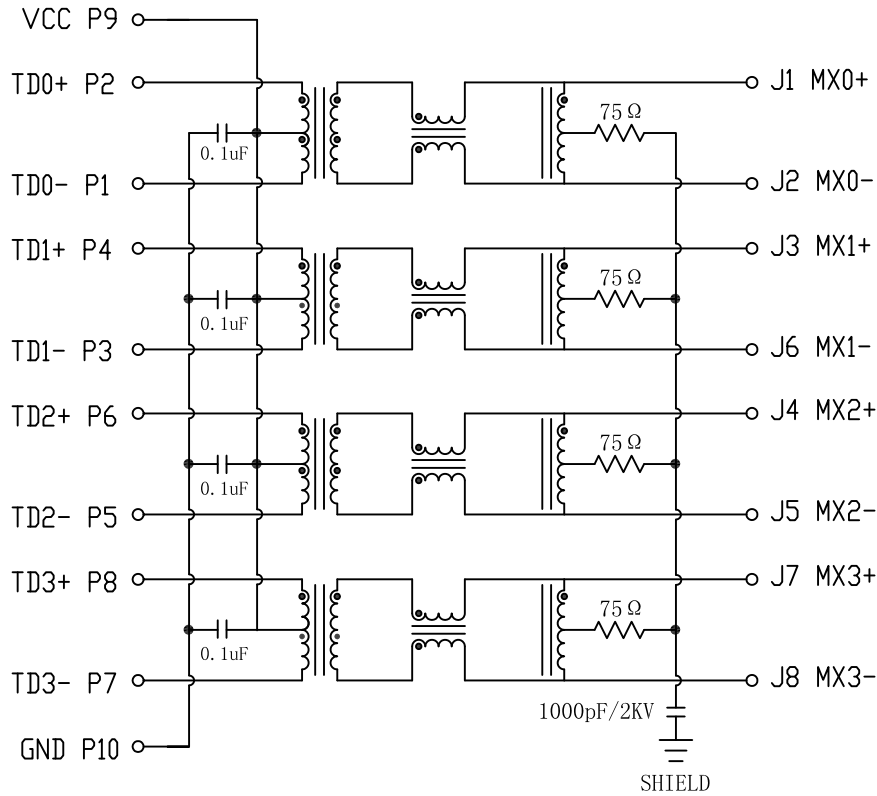


Schematic:

REV.	ECN NO.	DESCRIPTION	DATE	APPD
A	REL		2011/07/23	

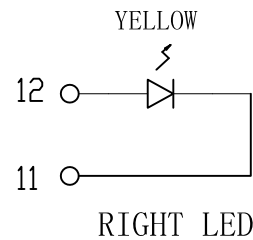
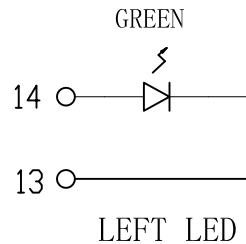
PCB CONNECTIONS



RJ45 CONNECTOR

Electrical Specifications @25°C

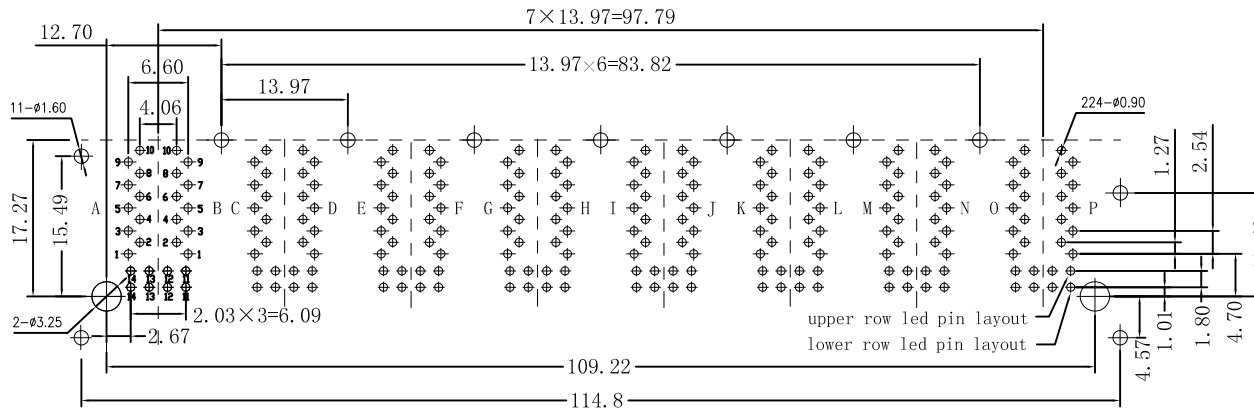
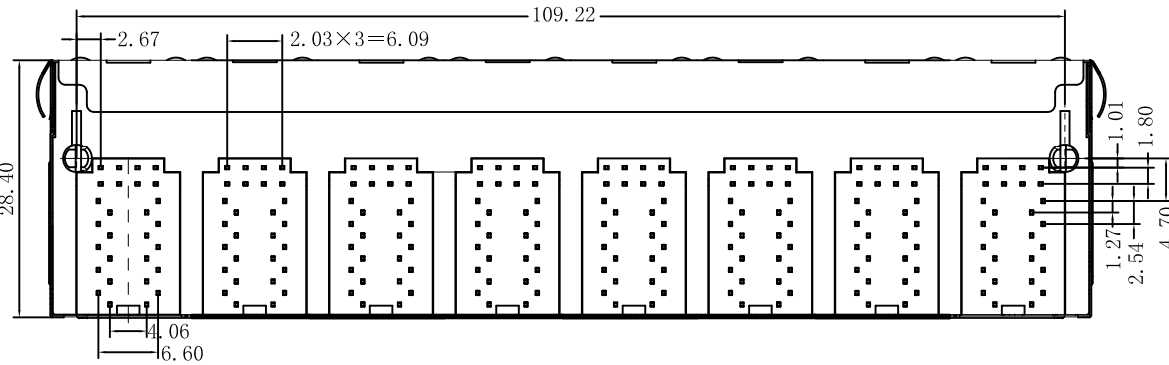

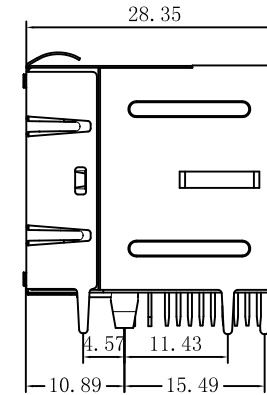
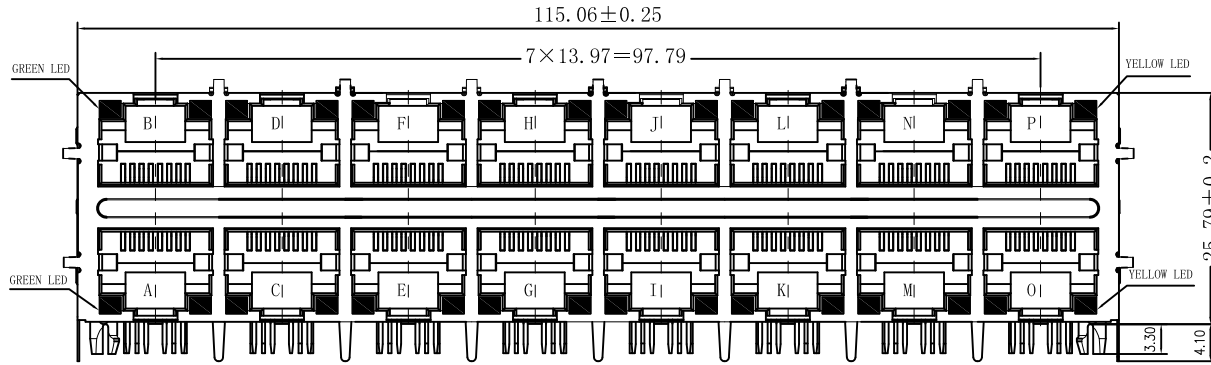
- Turns Ratio: 1CT : 1CT $\pm 3\%$
- 0CL: 350uH MIN
@ 100KHz, 100mV, 8mADC
- Insertion Loss:
1~100MHz: -1.0dB MAX
- Return Loss (dB MIN @100 Ω):
1~30MHz: -18 30~60MHz: -16
60~80MHz: -12 80~100MHz: -10
- Crosstalk:
1~100MHz: -30dB MIN
- Common Mode Rejection:
1~100MHz: -30dB MIN
- Isolation: 1500Vrms MIN
- Operating Temperature Range: 0°C ~ 70°C.



X:X	± 0.20	APPD:	LINK-PP INT'L TECHNOLOGY CO., LIMITED
X:XX	± 0.10	CHKD:	
X:XXX	± 0.05	DR: TOM	TITLE: RJ45 Transformer & 2x8 Ports 1000 Base-T W/LED
ANGLES	$\pm 1^\circ$	UNIT: mm	PART NO.: LPJG87531AHNL
	SCALE: 2/1	SHEET: 1/2	REV: A DWG NO.: LP11072323

Mechanical:

REV.	ECN NO.	DESCRIPTION	DATE	APPD
A	REL		2011/07/23	



SUGGESTED PCB LAYOUT (TOP VIEW)

NOTES:

1. Designed to support application, such as SOHO (ADSL modems), LAN-on-Motherboard (LOM), hub and Switches.
2. Meets IEEE 802.3 specification
3. Connector Materials:
 Housing: Thermoplastic UL94V-0
 Contact/Shield: Copper alloy
 Shield plating: Nickel
 Contact plating: Gold 6 micro-inches min. In contact area.
4. Wave solder tip temperature: 265°C Max
 Wave solder tip temperature time: 5 Sec Max

X:X	±0.20	APPD:	LINK-PP INT'L TECHNOLOGY CO., LIMITED
X:XX	±0.10	CHKD:	
X:XXX	±0.05	DR: TOM	TITLE: RJ45 Transformer & 2×8 Ports 1000 Base-T W/LED
ANGLES	±1°	UNIT: mm	PART NO.: LPJG87531AHNL
	SCALE: 2/1	SHEET: 2/2	REV: A DWG NO.: LP11072323